

PRODUCT DATASHEET

Outdoor Essential 325mm 24W 830 White

OUTDOOR ESSENTIAL | Essential outdoor luminaires for basic user purposes



Areas of application

- Outdoor
- Patios, balconies
- Entrance lighting
- General illumination

Product benefits

- Easy and quick installation
- Homogenous light distribution
- Decorative wall light

Product features

- Bright and functional outdoor LED luminaires
- Type of protection: IP44

TECHNICAL DATA

Electrical data

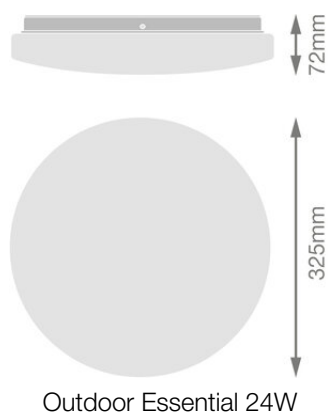
Nominal wattage	24.00 W
Nominal voltage	220...240 V
Mains frequency	50...60 Hz
Nominal current	95.000 mA
Max. number of luminaires per miniature circuit breaker B16	89
Max. number of luminaires per miniature circuit breaker C16	112
Power factor λ	> 0.5
Total harmonic distortion	< 130 %
Protection class	I
Operating mode	Integrated LED driver

Photometrical data

Luminous flux	1800 lm
Total luminous flux of contained light sources	2500 lm
Luminous efficacy	75 lm/W
Color temperature	3000 K
Light color (designation)	Warm White
Color rendering index Ra	> 80
Standard deviation of color matching	< 6 sdcn
Flickering metric (Pst LM)	1 %
Stroboscope effect metric (SVM)	0.4
Photobiological safety group acc. to EN62778	RG0
Beam angle	120 °

Dimensions & Weight

Diameter	325.00 mm
Height	72.00 mm
Product weight	480.00 g



Materials & Colors

Product color	White
Housing color	White
Body material	Steel
Cover material	Polymethylmethacrylate (PMMA)
Glow Wire Test according to IEC 60695-2-12	650 °C
Mercury content	0.0 mg

Application & Mounting

Ambient temperature range	-20...40 °C
Type of connection	Cable, 2-pole
Type of protection	IP44
Protection class IK (shock resistance)	IK03
Dimmable	No
Mounting type	Surface
Application environment	Outdoor
With light source	Yes

Lifespan

Lifespan L70/B50 at 25 °C	20000 h ¹⁾
Number of switching cycles	20000

1) t[h]: L70 / B50 @ 25 °C (Ta), t[h]: L80 / B10 @ 25 °C (Ta), t[h]: L90 / B10 @ 25 °C (Ta)

Certificates & Standards

Standards	CE / UKCA
Luminaire with limited surface temperature, "D sign"	No
Replaceable light source (EPREL)	By the end consumer





EQUIPMENT / ACCESSORIES

- Mounting screws and dowels included
-

Safety advice

- All electrical connections must be made by a qualified person.
 - Caution, risk of electric shock.
 - Product in protection class I. All electrically conductive, metallic housing parts that can absorb voltage during operation or during maintenance in the event of a fault must be continuously connected to the protective earthing conductor.
-

DOWNLOAD DATA

Documents and certificates		Document name
	User instruction / safety instructions	Outdoor Essential
	Legal information	Outdoor Essential
	Declarations of conformity	Outdoor Essential
	Declarations of conformity UKCA	Outdoor Essential

LOGISTICAL DATA

Product code	Packaging unit (Pieces/Unit)	Dimensions (length x width x height)	Gross weight	Volume
4099854224911	Folding box 1	80 mm x 352 mm x 356 mm	771.00 g	10.03 dm ³
4099854224928	Shipping box 5	417 mm x 365 mm x 386 mm	4666.00 g	58.75 dm ³

The mentioned product code describes the smallest quantity unit which can be ordered. One shipping unit can contain one or more single products. When placing an order, for the quantity please enter single or multiples of a shipping unit.

DISCLAIMER

Subject to change without notice. Errors and omission excepted. Always make sure to use the most recent release.
