

# PRODUCT DATASHEET

## ENDURA Style Wall Wide Sensor 12W Dark Gray

ENDURA® STYLE WALL WIDE | Bright LED luminaires with hidden sensor



### Areas of application

- Outdoor use (IP44)
- Building facades
- Entrance lighting
- Patios, balconies

### Product benefits

- Easy and quick installation
- Energy-efficient thanks to LED technology

### Product features

- Bright and functional outdoor LED luminaires
- Integrated light and motion sensor
- Die-cast aluminum housing
- Available in two housing colors



## TECHNICAL DATA

### Electrical data

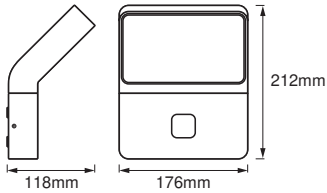
Nominal wattage	11.50 W
Nominal voltage	220...240 V
Mains frequency	50...60 Hz
Nominal current	65.000 mA
Inrush current	20 A
Max. number of luminaires per miniature circuit breaker B16	20
Max. number of luminaires per miniature circuit breaker C10	17
Max. number of luminaires per miniature circuit breaker C16	28
Power factor $\lambda$	> 0.5
Total harmonic distortion	$\leq 70$ %
Protection class	I
Operating mode	Electronic control gear (ECG)

### Photometrical data

Luminous flux	750 lm
Total luminous flux of contained light sources	900 lm
Luminous efficacy	65 lm/W
Color temperature	3000 K
Light color (designation)	Warm White
Color rendering index Ra	$\geq 80$
Standard deviation of color matching	$\leq 6$ sdcn
Flickering metric (Pst LM)	-
Stroboscope effect metric (SVM)	-
Photobiological safety group acc. to EN62778	RG1
Photobiological safety group acc. to EN62471	RG0
Beam angle	106 °

### Dimensions & Weight

Length	118.00 mm
Width	176.00 mm
Height	212.00 mm
Product weight	1300.00 g



ENDURA STYLEWALL WIDE  
SENSOR 12W DG

### Materials & Colors

Product color	Dark gray
Housing color	Dark gray
Body material	Aluminum
Cover material	Polycarbonate (PC)
Mercury content	0.0 mg

### Application & Mounting

Ambient temperature range	-20...+40 °C
Temperature range at storage	-35...+70 °C
Type of connection	Screw terminal
Type of protection	IP44
Protection class IK (shock resistance)	IK03
Dimmable	No
Mounting type	Surface
Mounting location	Wall
Application environment	Outdoor
With light source	Yes

### Lifespan

Lifespan L70/B50 at 25 °C	30000 h <sup>1)</sup>
Number of switching cycles	15000

<sup>1)</sup> t[h]: L70 / B50 @ 25 °C (Ta), t[h]: L80 / B10 @ 25 °C (Ta), t[h]: L90 / B10 @ 25 °C (Ta)

### Sensor

Type of sensor	Light / Motion
Sensor technology	Microwave
Sensor detection angle	120 °

Sensor controlled switching time	5 s/90 s/5 min/15 min
Detection range of motion sensor	8 m / 7 m / 4 m / 1 m
Detection threshold of daylight sensor	2 lx / 10 lx / 50 lx

### Emergency lighting

Type of emergency light operation	Non-maintained
Luminous flux in maintained operation mode	-
Luminous flux in emergency operation mode	-

### Certificates & Standards

Standards	CE / EAC / UKCA
Luminaire with limited surface temperature, "D sign"	No
Replaceable light source (EPREL)	Not replaceable

### Additional product data

Number of illuminants	empty
-----------------------	-------





### EQUIPMENT / ACCESSORIES

- Complete mounting and connecting accessories included

### Safety advice

- All electrical connections must be made by a qualified person.
- Caution, risk of electric shock.
- Product in protection class I. All electrically conductive, metallic housing parts that can absorb voltage during operation or during maintenance in the event of a fault must be continuously connected to the protective earthing conductor.

### DOWNLOAD DATA

	Documents and certificates	Document name
	User instruction / safety instructions	ENDURA STYLE WALL WIDE SENSOR
	Legal information	Legal Insert B - Outdoor Not dimmable
	Declarations of conformity	Declaration of Conformity
	Declarations of conformity UKCA	Fixed LUM

---

**LOGISTICAL DATA**

Product code	Packaging unit (Pieces/Unit)	Dimensions (length x width x height)	Gross weight	Volume
4058075205666	Folding box 1	134 mm x 204 mm x 236 mm	1367.00 g	6.45 dm <sup>3</sup>
4058075205673	Shipping box 4	549 mm x 214 mm x 250 mm	5810.00 g	29.37 dm <sup>3</sup>

The mentioned product code describes the smallest quantity unit which can be ordered. One shipping unit can contain one or more single products. When placing an order, for the quantity please enter single or multiples of a shipping unit.

---

**DISCLAIMER**

Subject to change without notice. Errors and omission excepted. Always make sure to use the most recent release.