

PRODUCT DATASHEET

LN INV D 1500 P 52W 940 DAVR SN WT

LINEAR INDIVILED DIRECT 1500 DALI SENSOR | Surface mounted luminaire for single or light line office application with CRI90 and DALI sensor, 1500 mm



Areas of application

- Direct replacement for luminaires with fluorescent lamps
- Offices, education, public buildings
- Single and continuous line configuration
- Direct lighting

Product benefits

- Easy upgradeability of light source and driver (EVERLOOP design)
- Homogenous light distribution and reduced glare ($UGR \leq 19$) thanks to IndiviLED® optics
- High performance with CRI90 and up to 130 lm/W
- IoT-ready luminaire with DALI-2 driver, suitable for VIVARES and other Light Management Systems
- Symmetric and asymmetric light distribution for various application areas
- Extended services such as energy monitoring and remote maintenance possible with DALI versions
- High color consistency with SDCM 3
- Easy installation
- Low flicker light thanks to special electronic control gear
- Suitable for battery emergency installations acc. to EN 60598-2-22
- Multiple mounting options thanks to different accessories

Product features

- Minimalistic LEDVANCE SCALE design in extruded aluminum housing, available in white and black color



- Includes EVERLOOP: Convenient replacement of light source and LED driver
- PIR-Sensor with leader-follower function
- Combined daylight and motion detection
- Individual adjustment of the parameters with configuration software or remote control
- Linkable into seamless light line with accessories (surface or pendant mounting)
- Pendant mounting with suspension kit (to be ordered separately)
- Glow Wire Test according to IEC 60695-2-12: 850 °C
- 5-pole terminal block, cable cross section up to 5 x 2.5 mm²
- Lifetime (L80/B10): 70,000 h (at 25 °C)

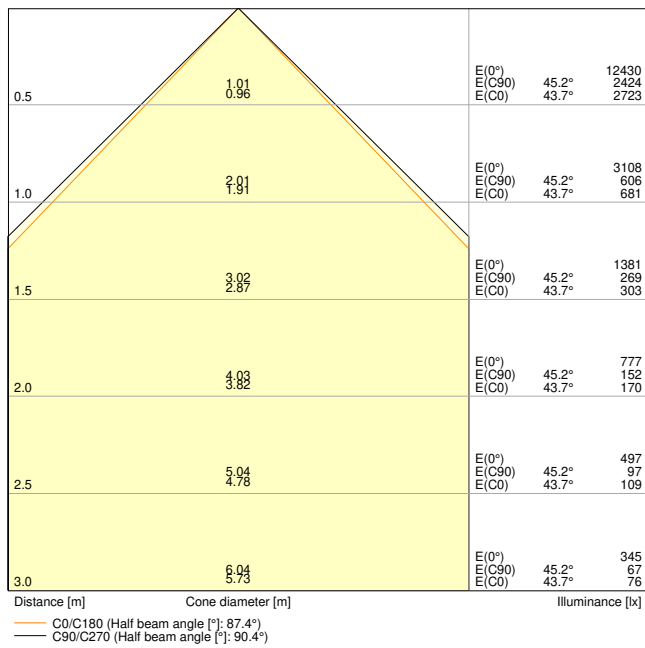
TECHNICAL DATA

Electrical data

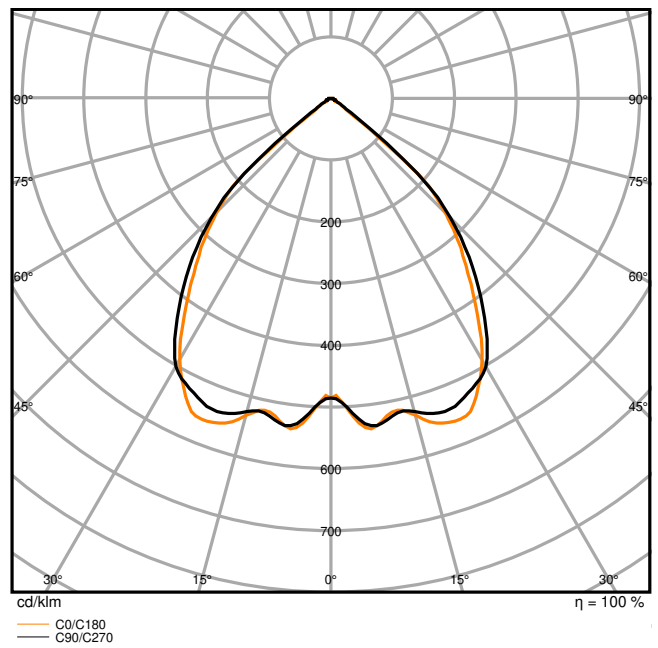
Nominal wattage	52 W / 48 W / 44 W / 39 W
Nominal voltage	220...240 V
Mains frequency	0/50/60 Hz
Nominal current	232...210...200...185 mA
Inrush current	25.2 A
Inrush current time T_{h50}	40 μ s
Max. number of luminaires per miniature circuit breaker B16	29
Max. number of luminaires per miniature circuit breaker C10	23
Max. number of luminaires per miniature circuit breaker C16	22
Power factor λ	≥ 0.90
Total harmonic distortion	≤ 20 %
Protection class	I
Operating mode	Integrated LED driver
Dimming interface	DALI-2 / IoT

Photometrical data

Luminous flux	6400 lm / 6000 lm / 5850 lm / 5250 lm
Luminous efficacy	123 lm/W / 125 lm/W / 133 lm/W / 135 lm/W
Color temperature	4000 K
Light color (designation)	Cool White
Color rendering index Ra	> 90
Standard deviation of color matching	< 3 sdc _m
Low flicker	Yes
Flickering metric (Pst LM)	≤ 1
Stroboscope effect metric (SVM)	≤ 0.4
Photobiological safety group acc. to EN62778	RG0
Photobiological safety group acc. to EN62471	RG0
Beam angle	90 °
UGR	< 19



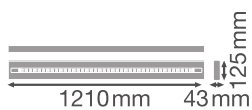
LN INV D 1500 P 52W 940 DAVR SN WT



LN INV D 1500 P 52W 940 DAVR SN WT

Dimensions & Weight

Length	1475.00 mm
Width	125.00 mm
Height	43.00 mm
Product weight	3870.00 g



LN INV 1200 P

Materials & Colors

Product color	White
Housing color	White
Body material	Aluminum
Cover material	Polymethylmethacrylate (PMMA)
Light emitting surface material	Polymethylmethacrylate (PMMA)
Glow Wire Test according to IEC 60695-2-12	850 °C
Mercury content	0.0 mg

Application & Mounting

Ambient temperature range	-20...+50 °C
Temperature range at storage	-20...+80 °C
Type of connection	Screwless terminal, 5-Pole (L, N, PE, DA+, DA-)
Type of protection	IP20
Protection class IK (shock resistance)	IK06
Dimmable	Yes
Type of dimming	DALI2
Mounting type	Suspended/Surface
Mounting location	Ceiling
Application environment	Indoor
Adjustable	No
With light source	Yes

Lifespan

Lifespan L70/B50 at 25 °C	100000 h ¹⁾
Lifespan L80/B10 at 25 °C	70000 h ¹⁾
Lifespan L80/B50 at 25 °C	70000 h
Lifespan L90/B10 at 25 °C	35000 h
Number of switching cycles	25000

¹⁾ t[h]: L70 / B50 @ 25 °C (Ta), t[h]: L80 / B10 @ 25 °C (Ta), t[h]: L90 / B10 @ 25 °C (Ta)

Control gear

Output current	1050 mA
ECG - Output ripple current	≤ 3 %
Recommended control gear	OSRAM type OTI DALI 50/220-240/1A4 NFC L

Sensor

Type of sensor	Motion / Light
Sensor technology	Passive infrared/Photocell
Sensor detection angle	80 °
Sensor controlled switching time	10 s ... 30 min
Detection range of motion sensor	1.7 m ... 4 m




Certificates & Standards



Standards	CE / CB / ENEC / TÜV SÜD / UKCA / EAC
Luminaire with limited surface temperature, "D sign"	No
Ball shot safe	No
Replaceable light source (EPREL)	By the end consumer

Additional product data

Added function	EVERLOOP / VIVARES / Programmable Multi Lumen
----------------	-----------------------------------------------

Accessories Optional







Product image	Product name	EAN
	LN INV CORNER CONNECTOR WT	4099854214905
	LN INV SUSPENSION WIRE	4099854215551
	LN INV 1500 THROUGHWIRING KIT	4099854214806
	LN INV INFILL 1500 WT	4099854214844
	LN INV INFILL 600 WT	4099854214882
	LN INV INFILL 1200 WT	4099854214868




Product image	Product name	EAN
	LN INV INLINE CONNECTOR	4099854215612
	LN INV SUSPENSION KIT WT	4099854215537








EQUIPMENT / ACCESSORIES

- Suspension kit available for pendant luminaire version (to be ordered separately)
- Inline, corner and infill connectors available as separate accessory
- Through-wiring cable kit available

DOWNLOAD DATA

Documents and certificates	Document name
 User instruction / safety instructions	LN INV P DAVR SN
 Legal information	Legal Insert LN INV P DA
 Legal information	LSI LN INV DA
 Declarations of conformity	LN INV
 Declarations of conformity UKCA	LN INV
 Certificates	LN INV

Photometric and lighting design files	Document name
 IES file (IES)	LN INV D 1500 P 52W 940 DAVR SN WT
 LDT file (Eulumdat)	LN INV D 1500 P 52W 940 DAVR SN WT
 ULD file (DIALux)	LN INV D 1500 P 52W 940 DAVR SN WT

Photometric and lighting design files		Document name
	ROLF file (RELUX)	LN INV D 1500 P 52W 940 DAVR SN WT
	UGR file (UGR table)	LN INV D 1500 P 52W 940 DAVR SN WT
	Light distribution curve type cone	LN INV D 1500 P 52W 940 DAVR SN WT
	Light distribution curve type polar	LN INV D 1500 P 52W 940 DAVR SN WT
CAD/BIM files		Document name
	BIM Revit 3D	Linear Indiviled G2
	CAD STEP 3D	LN INV D 1500 G2
Tender texts		Document name
	Tender documents	LINEAR INDIVILED DIRECT 1500 DALI SENSOR P 52W 940 DAVR SN WT-EN


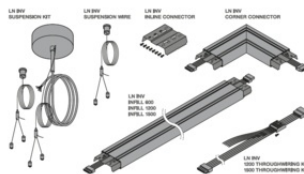
LOGISTICAL DATA

Product code	Packaging unit (Pieces/Unit)	Dimensions (length x width x height)	Gross weight	Volume
4099854249716	Folding box 1	177 mm x 1,530 mm x 102 mm	4570.00 g	27.62 dm ³
4099854249723	Shipping box 2	1,550 mm x 197 mm x 224 mm	10740.00 g	68.40 dm ³

The mentioned product code describes the smallest quantity unit which can be ordered. One shipping unit can contain one or more single products. When placing an order, for the quantity please enter single or multiples of a shipping unit.

ADDITIONAL CATALOG INFORMATION

LINEAR IndivILED® DIRECT DALI SN WT	DRIVER	mA	W	lm	lm/W	IP
LN INV D 1200 P 40W 930 DAVR SN WT	OSRAM	500	25	2100	124	MFC
	GTI DALI SV	800	30	2700	150	MFC
	1&A MFC L	900	36	4200	120	MFC
LN INV D 1200 P 40W 940 DAVR SN WT	OSRAM	500	25	2100	120	MFC
	GTI DALI SV	800	30	2850	120	MFC
	1&A MFC L	900	36	4500	120	MFC
LN INV D 1500 P 52W 930 DAVR SN WT	OSRAM	800	38	4200	124	MFC
	GTI DALI SV	900	45	5400	120	MFC
	1&A MFC L	975	48	8100	117	MFC
LN INV D 1500 P 52W 940 DAVR SN WT	OSRAM	800	38	5100	120	MFC
	GTI DALI SV	900	45	6300	120	MFC
	1&A MFC L	975	48	8100	120	MFC



References / Links

– For Guarantee see www.ledvance.com/guarantee

DISCLAIMER

Subject to change without notice. Errors and omission excepted. Always make sure to use the most recent release.