

PRODUCT DATASHEET

DL CMFT D100 P 13W MS 940 U19 WT

DOWNLIGHT COMFORT UGR19 | Downlight luminaires with aluminum housing, high luminous efficacy and low glare



Areas of application

- Direct replacement for recessed luminaires with fluorescent lamps
- Offices, conference rooms
- Reception areas, foyers, corridors, elevators

Product benefits

- Homogenous light distribution and reduced glare $UGR \leq 19$
- Energy savings thanks to high system efficacy: up to 120 lm/W
- Highly versatile due to Multi Select functions
- High color rendering index CRI > 90
- External driver for extended flexibility and easy installation
- Through wiring possible via additional connector box accessory
- Type of protection: IP44
- Easy installation with fast connection
- Further variants with DALI-2 driver, Zigbee driver or Emergency Conversion Kit available

Product features

- Aluminum luminaires with 4 different cut-outs and mirror-finished reflector $UGR \leq 19$
- Very homogenous light distribution
- External driver with Multi Lumen function of up to 5000 lm



- Multi Color function
- Consistent lighting color ≤ 3 SDCM
- Lifetime (L70/B50) 100,000 h at 25 °C

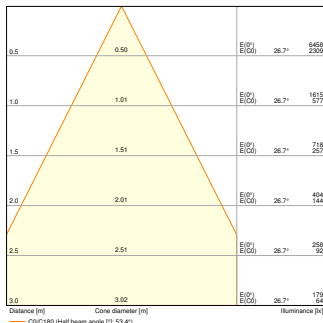
TECHNICAL DATA

Electrical data

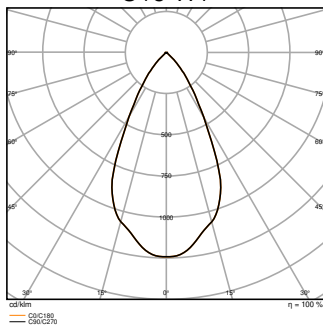
Nominal wattage	13 W / 10 W / 7 W
Nominal voltage	220...240 V
Mains frequency	50...60 Hz
Nominal current	0.060/0.0517/0.0416 A
Inrush current	24.8 A
Inrush current time T_{h50}	6.2 μ s
Max. number of luminaires per miniature circuit breaker B16	30
Max. number of luminaires per miniature circuit breaker C10	24
Max. number of luminaires per miniature circuit breaker C16	38
Power factor λ	≥ 0.90
Total harmonic distortion	$\leq 15 \%$
Protection class	III
Operating mode	External LED driver

Photometrical data

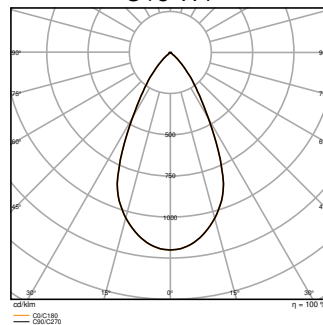
Luminous flux	1430 lm / 1100 lm / 770 lm
Luminous efficacy	110 lm/W
Color temperature	3000 K / 4000 K
Reference control setting of contained light source (Kelvin)	4000 K
Light color (designation)	Warm White / Cool White
Color rendering index Ra	> 90
Standard deviation of color matching	≤ 3 sdc
Luminous intensity	-
Flickering metric (Pst LM)	<1
Stroboscope effect metric (SVM)	<0.4
Beam angle	55 °
UGR	< 19



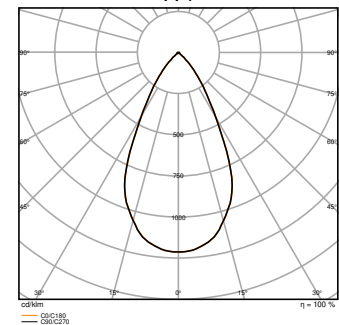
DL CMFT D100 P 13W MS 930 U19 WT



DL CMFT D100 P 13W MS 940 U19 WT



L CMFT D100 P 13W MS 940 U19 WT



DL CMFT D100 P 13W MS 930 U19 WT

DL CMFT D100 P 13W MS 940 U19 WT

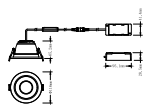
L CMFT D100 P 13W MS 940 U19 WT

Adjustable attributes

Nominal wattage	Color temperature	Luminous flux	Luminous efficacy
13 W / 10 W / 7 W	3000 K	1300 lm / 1000 lm / 700 lm	100 lm/W
13 W / 10 W / 7 W	4000 K	1430 lm / 1100 lm / 770 lm	110 lm/W

Dimensions & Weight

Diameter	116.00 mm
Height	65.20 mm
Product weight	235.00 g



DL CMFT D100 P 13W MS 940
U19 WT

Materials & Colors

Product color	White
Housing color	White
Body material	Aluminum
Cover material	Polycarbonate (PC)
Glow Wire Test according to IEC 60695-2-12	650 °C
Mercury content	0.0 mg

Application & Mounting

Ambient temperature range	-20...+40 °C
Temperature range at storage	-20...+80 °C
Type of connection	Screwless terminal, 2-Pole (L, N)
Type of protection	IP44/IP20
Protection class IK (shock resistance)	IK03
Dimmable	No
Mounting type	Recessed
Mounting location	Ceiling / Wall
Application environment	Indoor
Mounting width	100 mm
Mounting diameter	100 mm
Mounting depth	65 mm
With light source	Yes

Lifespan

Lifespan L70/B50 at 25 °C	100000 h ¹⁾
Lifespan L80/B10 at 25 °C	70000 h ¹⁾

Lifespan L80/B50 at 25 °C	70000 h
Lifespan L90/B10 at 25 °C	40000 h
Number of switching cycles	30000

1) t[h]: L70 / B50 @ 25 °C (Ta), t[h]: L80 / B10 @ 25 °C (Ta), t[h]: L90 / B10 @ 25 °C (Ta)

Control gear

Output current	400/310/220 mA
ECG - Output ripple current	≤ 10 %
ECG - Length	95 mm
ECG - Width	41 mm
ECG - Height	28,5 mm
Recommended control gear	BD-ME 18ML-4040




Certificates & Standards



Standards	ENEC / CE / UKCA / EAC / CB
Luminaire with limited surface temperature, "D sign"	No
Ball shot safe	No
Replaceable light source (EPREL)	Not replaceable

Additional product data

Product remark	Available from March 2025
Added function	MULTI SELECT

Accessories Optional

Product image	Product name	EAN
	DL CMFT EXCH RING D100 BK	4099854515286
	DL CMFT EXCH RING D100 GY	4099854515408
	DL CMFT FRAME D100 WT	4099854499906

Product image	Product name	EAN
	DL CMFT FRAME D100 BK	4099854499920
	DL CMFT FRAME D100 GY	4099854499944







EQUIPMENT / ACCESSORIES

















- Surface mounting frame options available
- Security rope for luminaire included
- External control gear included
- Suitable for use with separate Emergency Conversion Box

Safety advice

- All electrical connections must be made by a qualified person.
- Caution, risk of electric shock.
- The luminaires are not suitable for covering with thermally insulated material.

DOWNLOAD DATA

Documents and certificates		Document name
	User instruction / safety instructions	DL CMFT FRAME_EXCH RING
	Legal information	Informationstext 18 Abs 4 ElektroG
	Legal information	DL CMFT
	Legal information	Safety Insert G11207793
	Legal information	SP VARIO DN170
Photometric and lighting design files		Document name
	IES file (IES)	DL CMFT D100 P 13W MS 930 U19 WT

Photometric and lighting design files		Document name
	IES file (IES)	DL CMFT D100 P 13W MS 940 U19 WT
	IES file (IES)	L CMFT D100 P 13W MS 940 U19 WT
	LDT file (Eulumdat)	DL CMFT D100 P 13W MS 930 U19 WT
	LDT file (Eulumdat)	DL CMFT D100 P 13W MS 940 U19 WT
	LDT file (Eulumdat)	L CMFT D100 P 13W MS 940 U19 WT
	ULD file (DIALux)	DL CMFT D100 P 13W MS 940 U19 WT
	UGR file (UGR table)	DL CMFT D100 P 13W MS 930 U19 WT
	UGR file (UGR table)	DL CMFT D100 P 13W MS 940 U19 WT
	UGR file (UGR table)	L CMFT D100 P 13W MS 940 U19 WT
	Light distribution curve type cone	DL CMFT D100 P 13W MS 930 U19 WT
	Light distribution curve type cone	DL CMFT D100 P 13W MS 940 U19 WT
	Light distribution curve type cone	L CMFT D100 P 13W MS 940 U19 WT
	Light distribution curve type polar	DL CMFT D100 P 13W MS 930 U19 WT
	Light distribution curve type polar	DL CMFT D100 P 13W MS 940 U19 WT
	Light distribution curve type polar	L CMFT D100 P 13W MS 940 U19 WT
CAD/BIM files		Document name
	BIM Revit 3D	DL CMFT MS
	CAD STEP 3D	DL CMFT D100 MS U19

LOGISTICAL DATA

Product code	Packaging unit (Pieces/Unit)	Dimensions (length x width x height)	Gross weight	Volume
4099854490903	Folding box 1	185 mm x 185 mm x 100 mm	324.00 g	3.42 dm ³
4099854490910	Shipping box 12	390 mm x 390 mm x 330 mm	4512.00 g	50.19 dm ³

Product code	Packaging unit (Pieces/Unit)	Dimensions (length x width x height)	Gross weight	Volume
--------------	------------------------------	--------------------------------------	--------------	--------

The mentioned product code describes the smallest quantity unit which can be ordered. One shipping unit can contain one or more single products. When placing an order, for the quantity please enter single or multiples of a shipping unit.

References / Links

– For Guarantee see www.ledvance.com/guarantee

DISCLAIMER

Subject to change without notice. Errors and omission excepted. Always make sure to use the most recent release.