

# PRODUCT DATASHEET

## Spot Essential 3x2.6W GU10 White

LED SPOT SET RECESS ESSENTIAL GU10 | Essential Recess ceiling light for basic user purpose with GU10 lamp included



### Areas of application

- Indoor applications
- Corridors, entrance areas, stairwells, living rooms, basements
- Bedrooms
- Kitchens

### Product benefits

- GU10 lamp included

### Product features

- Set of 3 or 5 luminaires
- Housing material: metal



## TECHNICAL DATA

### Electrical data

Nominal wattage	2.60 W
Nominal voltage	220...240 V
Mains frequency	50...60 Hz
Nominal current	25.000 mA
Inrush current	0.3 A
Inrush current time $T_{h50}$	260 $\mu$ s
Max. number of luminaires per miniature circuit breaker B16	53
Max. number of luminaires per miniature circuit breaker C10	53
Max. number of luminaires per miniature circuit breaker C16	85
Power factor $\lambda$	> 0.4
Total harmonic distortion	< 20 %
Protection class	II

### Photometrical data

Luminous flux	230 lm
Total luminous flux of contained light sources	230 lm
Luminous efficacy	88 lm/W
Color temperature	2700 K
Light color (designation)	Warm White
Color rendering index Ra	$\geq 80$
Standard deviation of color matching	$\leq 6$ sdc <sub>m</sub>
Luminous intensity	400 cd
Flickering metric (Pst LM)	<1
Stroboscope effect metric (SVM)	<0,4
Photobiological safety group acc. to EN62778	RG1
Photobiological safety group acc. to EN62471	RG1
Beam angle	36 °

### Dimensions & Weight

Diameter	80.00 mm
Height	95.00 mm
Product weight	130.00 g

SP SET 3X2.6W 2700K 230V GU10

**Materials & Colors**

Product color	White
Housing color	White
Body material	Steel
Glow Wire Test according to IEC 60695-2-12	850 °C
Mercury content	0.0 mg

**Application & Mounting**

Ambient temperature range	-20...+40 °C
Temperature range at storage	-20...+80 °C
Type of connection	Screw terminal
Type of protection	IP20
Dimmable	No
Mounting type	Recessed
Mounting location	Ceiling
Application environment	Indoor
Mounting diameter	60,0 mm
Mounting depth	140 mm
Adjustable	No
With light source	Yes
Holder designation	GU10

**Lifespan**

Lifespan L70/B50 at 25 °C	25000 h <sup>1)</sup>
Number of switching cycles	100000

<sup>1)</sup> t[h]: L70 / B50 @ 25 °C (Ta), t[h]: L80 / B10 @ 25 °C (Ta), t[h]: L90 / B10 @ 25 °C (Ta)

**Certificates & Standards**

Standards	CE / UKCA
Luminaire with limited surface temperature, "D sign"	No

**Additional product data**

Number of illuminants	3
-----------------------	---





## EQUIPMENT / ACCESSORIES

- Complete mounting and connecting accessories included

## Safety advice

- All electrical connections must be made by a qualified person.
- Caution, risk of electric shock.
- The luminaires are not suitable for covering with thermally insulated material.
- Check wall-ceiling for suitability. If uncertain, seek professional advice.

## DOWNLOAD DATA

	Documents and certificates	Document name
	User instruction / safety instructions	UI SPOT Essential 827 GU10
	Legal information	SPOT ESSENTIAL SET 2.6W 827 GU10
	Declarations of conformity	SP SET
	Declarations of conformity UKCA	SPOT ESSENTIAL SET

## LOGISTICAL DATA

Product code	Packaging unit (Pieces/Unit)	Dimensions (length x width x height)	Gross weight	Volume
4099854103629	Folding box 3	100 mm x 72 mm x 287 mm	455.00 g	2.07 dm <sup>3</sup>
4099854103636	Shipping box 18	237 mm x 217 mm x 319 mm	3056.00 g	16.41 dm <sup>3</sup>

The mentioned product code describes the smallest quantity unit which can be ordered. One shipping unit can contain one or more single products. When placing an order, for the quantity please enter single or multiples of a shipping unit.

## DISCLAIMER

Subject to change without notice. Errors and omission excepted. Always make sure to use the most recent release.