

PRODUCT DATASHEET

ENDURA Style UpDown 12W Aluminium

ENDURA® STYLE UPDOWN | Luminaires with classic shape and light outlet up and down



Areas of application

- Outdoor use (IP44)
- Building facades
- Decorative illumination

Product benefits

- Energy-efficient thanks to LED technology
- Easy and quick installation

Product features

- Very bright and functional outdoor LED luminaires
- Die-cast aluminum housing
- Available in two housing colors



TECHNICAL DATA

Electrical data

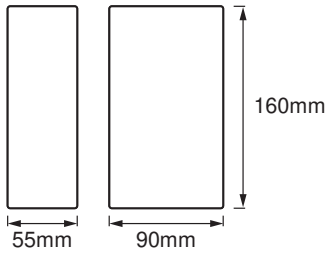
Nominal wattage	12.00 W
Nominal voltage	220...240 V
Mains frequency	50...60 Hz
Nominal current	60.000 mA
Inrush current	18 A
Max. number of luminaires per miniature circuit breaker B16	26
Max. number of luminaires per miniature circuit breaker C10	22
Max. number of luminaires per miniature circuit breaker C16	35
Power factor λ	> 0.5
Total harmonic distortion	$\leq 70 \%$
Protection class	I
Operating mode	Mains voltage

Photometrical data

Luminous flux	700 lm
Total luminous flux of contained light sources	1050 lm
Luminous efficacy	58 lm/W
Color temperature	3000 K
Light color (designation)	Warm White
Color rendering index Ra	≥ 80
Standard deviation of color matching	≤ 6 sdcn
Flickering metric (Pst LM)	-
Stroboscope effect metric (SVM)	-
Photobiological safety group acc. to EN62778	RG1
Photobiological safety group acc. to EN62471	RG0
Beam angle	100 °
UGR	< 22

Dimensions & Weight

Length	55.00 mm
Width	90.00 mm
Height	160.00 mm
Product weight	480.00 g



ENDURA STYLE UPDOWN 12W ST

Materials & Colors

Product color	Aluminum
Housing color	Aluminum
Body material	Aluminum
Cover material	Glass
Mercury content	0.0 mg

Application & Mounting

Ambient temperature range	-20...+40 °C
Temperature range at storage	-30...+70 °C
Type of connection	Screw terminal
Type of protection	IP44
Protection class IK (shock resistance)	IK03
Dimmable	No
Mounting type	Surface
Mounting location	Wall
Application environment	Outdoor
With light source	Yes

Lifespan

Lifespan L70/B50 at 25 °C	30000 h ¹⁾
Number of switching cycles	15000

¹⁾ t[h]: L70 / B50 @ 25 °C (Ta), t[h]: L80 / B10 @ 25 °C (Ta), t[h]: L90 / B10 @ 25 °C (Ta)

Emergency lighting

Type of emergency light operation	Non-maintained
Luminous flux in maintained operation mode	-

Luminous flux in emergency operation mode

-

Certificates & Standards

Standards	CE / EAC / UKCA
Luminaire with limited surface temperature, "D sign"	No
Replaceable light source (EPREL)	Not replaceable

Additional product data

Number of illuminants	empty
-----------------------	-------





EQUIPMENT / ACCESSORIES

- Complete mounting and connecting accessories included

Safety advice

- All electrical connections must be made by a qualified person.
- Caution, risk of electric shock.
- Product in protection class I. All electrically conductive, metallic housing parts that can absorb voltage during operation or during maintenance in the event of a fault must be continuously connected to the protective earthing conductor.

DOWNLOAD DATA

	Documents and certificates	Document name
	User instruction / safety instructions	ENDURA STYLE UPDOWN
	Legal information	Legal insert C Outdoor - Not dimmable
	Declarations of conformity	ENDURA STYLE LUM
	Declarations of conformity UKCA	Fixed LUM

LOGISTICAL DATA

Product code	Packaging unit (Pieces/Unit)	Dimensions (length x width x height)	Gross weight	Volume
4058075205604	Folding box 1	74 mm x 109 mm x 180 mm	493.00 g	1.45 dm ³
4058075205611	Shipping box 6	240 mm x 240 mm x 195 mm	3133.00 g	11.23 dm ³

The mentioned product code describes the smallest quantity unit which can be ordered. One shipping unit can contain one or more single products. When placing an order, for the quantity please enter single or multiples of a shipping unit.

DISCLAIMER

Subject to change without notice. Errors and omission excepted. Always make sure to use the most recent release.