

PRODUCT DATASHEET

P CLAS A 100 11 W/4000 K E27

LED Retrofit CLASSIC A | LED lamps, classic bulb shape



Areas of application

- Perfect for decorative installations
- Domestic applications
- General illumination
- Outdoor use in suitable outdoor luminaires only

Product benefits

- Lamps with innovative LED "filament" technology
- Design, dimensions, luminous flux comparable to an incandescent or halogen lamp
- Very low energy consumption
- No UV and near-IR radiation in the light beam
- Instant 100 % light, no warm-up time

Product features

- Professional LED lamps for line voltage
- Not dimmable
- Lifetime: up to 15,000 h
- Beam angle: up to 300°
- Lamp made of glass



- Good quality of light; color rendering index $R_a \geq 80$; constant chromaticity

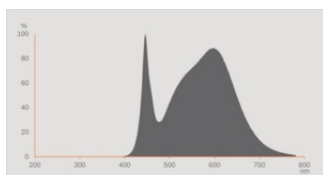
TECHNICAL DATA

Electrical data

Nominal wattage	11 W
Construction wattage	11.00 W
Nominal voltage	220...240 V
Claimed equiv. conventional lamp power	100 W
Nominal current	52 mA
Type of current	AC
Inrush current	2.28 A
Operating frequency	50...60 Hz
Mains frequency	50...60 Hz
Max. lamp no. on circuit break. 10 A (B)	197
Max. lamp no. on circuit break. 16 A (B)	315
Power factor λ	> 0.50

Photometrical data

Luminous flux	1521 lm
Nominal useful luminous flux 90°	1521 lm
Luminous efficacy	138 lm/W
Lumen main.fact.at end of nom.life time	0.70
Light color (designation)	Cool White
Color temperature	4000 K
Color rendering index Ra	≥80
Light color	840
Standard deviation of color matching	≤6 sdc _m
Rated LLMF at 6,000 h	0.80
Flickering metric (Pst LM)	1.0
Stroboscope effect metric (SVM)	0.9



Light technical data

Beam angle	300 °
Warm-up time (60 %)	< 0.50 s
Starting time	< 0.5 s

Dimensions & Weight

Overall length	105.00 mm
Diameter	60.00 mm
Maximum diameter	60 mm
Product weight	31.00 g

Temperatures & operating conditions

Ambient temperature range	-20...+40 °C
Maximum temperature at tc test point	80 °C

Lifespan

Lifespan L70/B50 at 25 °C	15000 h
Number of switching cycles	100000
Lumen maintenance at end of service lifetime	0.70
Rated lamp survival factor at 6,000 h	≥ 0.90

Additional product data

Base (standard designation)	E27
Mercury content	0.0 mg
Design / version	Frosted

Capabilities

Dimmable	No
----------	----

Certificates & Standards

Energy efficiency class	D
Energy consumption	11.00 kWh/1000h
Type of protection	IP20
Standards	CE / EAC
Photobiological safety group acc. to EN62778	RG1



Country-specific categorizations

Order reference	RLA100 11W/840
-----------------	----------------

Energy labelling regulation data acc EU 2019/2015

Lighting technology used	LED
Non-directional or directional	NDLS
Mains or non-mains	MLS
Light source cap-type (or other electric interface)	E27
Connected light source (CLS)	No
Color-tuneable light source	No
Envelope	No
High luminance light source	No
Anti-glare shield	No
Correlated colour temperature type	SINGLE_VALUE
Claim of equivalent power	Yes
Length	105.00 mm
Height	60.00 mm
Width	60.00 mm
Chromaticity coordinate x	0.380
Chromaticity coordinate y	0.380
R9 Colour rendering index	>0
Beam angle correspondence	SPHERE_360
Survival factor	0.90
Displacement factor	0.70
LED light source replaces a fluorescent light source	No
EPREL ID	523038

DOWNLOAD DATA

Documents and certificates	
	Declarations Of Conformity CE
Photometric and lighting design files	
	Spectral power distribution

LOGISTICAL DATA

Product code	Packaging unit (Pieces/Unit)	Dimensions (length x width x height)	Gross weight	Volume
4008597201202	Folding box 1	61 mm x 61 mm x 120 mm	48.00 g	0.45 dm ³
4008597601200	Shipping box 10	318 mm x 133 mm x 134 mm	578.00 g	5.67 dm ³

The mentioned product code describes the smallest quantity unit which can be ordered. One shipping unit can contain one or more single products. When placing an order, for the quantity please enter single or multiples of a shipping unit.

DISCLAIMER

Subject to change without notice. Errors and omission excepted. Always make sure to use the most recent release.