

PRODUCT DATASHEET

DR DS-P -90/220-240/775 L NSV OEM

LED DRIVER DIP-SWITCH LINEAR | Linear constant current LED driver with dip-switch current setting



Areas of application

- Suitable for LED luminaires and LED modules
- Applicable for luminaires of protection class I
- Suitable for indoor non-SELV installations
- Suitable for emergency installations
- Linear lighting for office, education, industry, storage areas and retail

Product benefits

- High flexibility due to adjustable output currents via dip switch (16 currents)
- Low flickering enables high light quality as well as good visual comfort
- Flexible dip switch current settings on device in 25mA steps
- Geometry according to Zhaga specification
- High efficiency
- Installation in emergency lighting systems according to IEC 61347-2-13, appendix J
- 5 years guarantee

Product features

- Available in 40 W, 60 W, 90 W and 150 W
- Very long lifetime: up to 100,000 h
- Type of protection: IP20
- Low ripple current < 5%
- Supply voltage: 220...240 V
- Operating frequency: 0/50/60 Hz
- ENEC-certified safety
- Safety according to EN 61347-1, 61347-2-13, 62384
- Immunity according to EN 61547

TECHNICAL DATA

Electrical data

Nominal output power	90 W
Nominal output voltage	40...220 V
Input voltage AC	198...264 V ¹⁾
Input voltage DC	180...270 V ¹⁾
Nominal current	0.43 A
Nominal output current	300-775 mA ²⁾
Inrush current	30 A ³⁾
Output current tolerance	±3.0 %
Output ripple current (100 Hz)	5 %
Output ripple current (120 Hz)	5 %
Mains frequency	0/50/60 Hz
Total harmonic distortion	10 % ⁴⁾
Power factor λ	> 0.97 ⁴⁾
ECG efficiency	94 % ⁴⁾
Device power loss	8 W
Max. ECG no. on circuit breaker 10 A (B)	9
Max. ECG no. on circuit breaker 13 A (B)	12
Max. ECG no. on circuit breaker 16 A (B)	14
Max. ECG no. on circuit breaker 10 A (C)	16
Max. ECG no. on circuit breaker 13 A (C)	19
Max. ECG no. on circuit breaker 16 A (C)	23
Surge capability (L/N-Ground)	2 kV
Surge capability (L-N)	1 kV

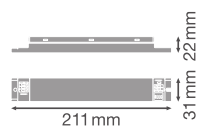
1) Permitted voltage range

2) Default value 300mA

3) At 230 V AC, $T_a = 25\text{ °C}$

4) At full load, 220...240 V, 50 Hz

Dimensions & Weight



Length	211.00 mm
Mounting hole spacing, length	200.00 mm
Width	31.00 mm
Height	22.00 mm
Cable cross-section, input side	0.5...1.5 mm ²
Cable cross-section, output side	0.5...1.5 mm ²
Prewired	No
Wire preparation length, input side	8.00 mm
Wire preparation length, output side	8.00 mm
Product weight	172.00 g

Colors & materials

Product color	White
Casing material	Metal / CGCC
Body material	Metal

Temperatures & operating conditions

Ambient temperature range	-25...+50 °C
Maximum temperature at tc test point	80 °C
Max.housing temperature in case of fault	< 110 °C
Permitted rel. humidity during operation	5...85 %

Lifespan

ECG lifetime	100000 h ¹⁾
Number of switching cycles	100000

¹⁾ At T_c max. - 10°C

Additional product data

Encapsulated	Yes
--------------	-----

Capabilities

Dimmable	No
Overheating protection	Yes
Overload protection	Yes
Short-circuit protection	Yes
Max. cable length to lamp/LED module	2,0 m
Suitable for fixtures with prot. class	I
Suitable for emergency lighting	Yes

Type of connection, output side	Push terminal
---------------------------------	---------------








Certificates & Standards

Approval marks – approval	CE / ENEC / UKCA / EAC / EL
Standards	Acc. to EN 61347-1 / Acc. to ENEC 61347-2-13 / Acc. to EN 62384 / Acc. to EN 55015 / Acc. to EN 61000-3-2 / Acc. to EN 61547
Protection class	I
Type of protection	IP20

LOGISTICAL DATA

Temperature range at storage	-40...+85 °C
------------------------------	--------------

DOWNLOAD DATA

Documents and certificates		Document name
	User instruction / safety instructions	DR DS-P-40-150/220-240 L NSV
	Legal information	DR DS-SENS- SF FL
	Legal information	Informationstext 18 Abs 4 ElektroG
	Declarations of conformity	DR DS-P
	Declarations of conformity UKCA	DR-V driver
CAD/BIM files		Document name
	CAD STEP 3D	DR DS P 40 92W
Tender texts		Document name
	Tender documents	LED DRIVER DIP SWITCH LINEAR 90 220 240 775 L NSV OEM-en

LOGISTICAL DATA

Product code	Packaging unit (Pieces/Unit)	Dimensions (length x width x height)	Gross weight	Volume
4099854264986	Unpacked 1	211 mm x 31 mm x 22 mm	172.00 g	0.14 dm ³
4099854264993	Shipping box 20	433 mm x 262 mm x 80 mm	4020.00 g	9.08 dm ³

The mentioned product code describes the smallest quantity unit which can be ordered. One shipping unit can contain one or more single products. When placing an order, for the quantity please enter single or multiples of a shipping unit.

References / Links

– For Guarantee see www.ledvance.com/guarantee

DISCLAIMER

Subject to change without notice. Errors and omission excepted. Always make sure to use the most recent release.