

PRODUCT DATASHEET

DP 1500 58W 840 IP65 GY

DAMP PROOF | Damp-proof luminaires, classic shape



Areas of application

- Industrial and storage facilities
- Car parks and underpasses
- Garages
- Workshops, assembly lines

PERFOR-
MANCE
CLASS

Product benefits

- Low flicker $\leq 10\%$
- Uniform light distribution
- Energy savings of up to 60 % (compared to luminaires that use fluorescent lamps)
- Easy installation, no tools required for connection
- 5 years guarantee

Product features

- High luminous efficacy: up to 139 lm/W
- Beam angle: 110°



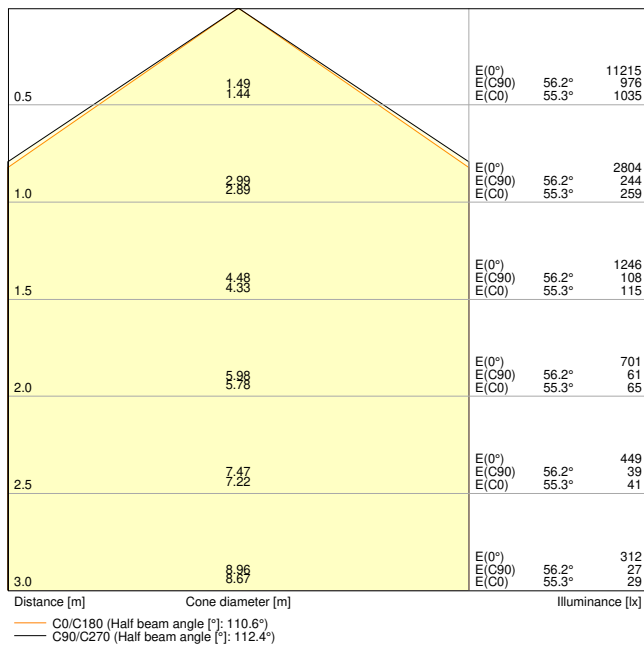
TECHNICAL DATA

Electrical data

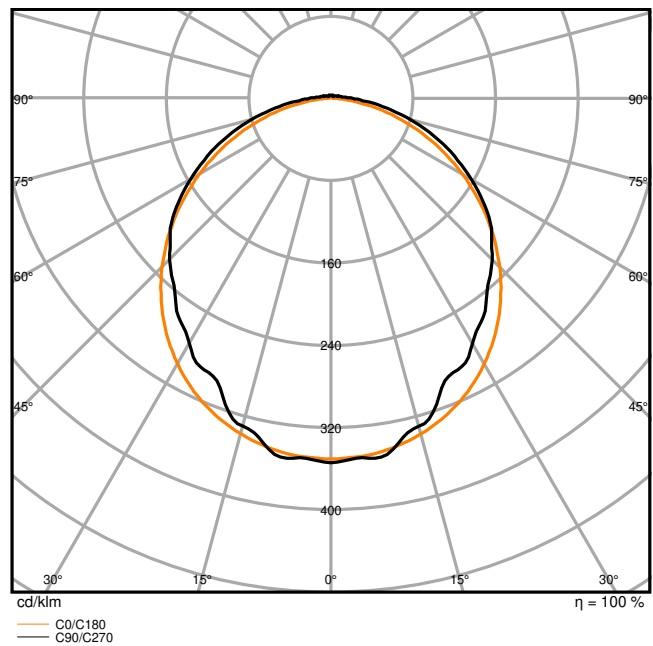
Nominal wattage	58.00 W
Nominal voltage	220...240 V
Mains frequency	50...60 Hz
Nominal current	380.000 mA
Inrush current	12.6 A
Inrush current time T_{h50}	222 μ s
Max. number of luminaires per miniature circuit breaker B16	26
Max. number of luminaires per miniature circuit breaker C10	23
Max. number of luminaires per miniature circuit breaker C16	38
Power factor λ	> 0.90
Total harmonic distortion	< 20 %
Protection class	I
Operating mode	Integrated LED driver

Photometrical data

Luminous flux	8000 lm
Luminous efficacy	135 lm/W
Color temperature	4000 K
Light color (designation)	Cool White
Color rendering index Ra	> 80
Standard deviation of color matching	4 sdc _m
Low flicker	Yes
Flickering metric (Pst LM)	≤ 1
Stroboscope effect metric (SVM)	≤ 0.4
Photobiological safety group acc. to EN62778	RG0
Beam angle	110 °




DP 1500 58W 840 IP65 GY



DP 1500 58W 840 IP65 GY

Dimensions & Weight

Length	1500.00 mm
Width	82.00 mm
Height	68.00 mm
Product weight	1650.00 g



DAMP PROOF 1500, DALI, EMERGENCY

Materials & Colors

Product color	Gray
Housing color	Gray
Body material	Polycarbonate (PC)
Cover material	Polycarbonate (PC)

Light emitting surface material	Polycarbonate (PC)
Glow Wire Test according to IEC 60695-2-12	850 °C
Mercury content	0.0 mg

Application & Mounting

Ambient temperature range	-25...+40 °C
Temperature range at storage	-25...+80 °C
Type of connection	Terminal, 3-pin
Type of protection	IP65
Protection class IK (shock resistance)	IK08
Dimmable	No
Mounting type	Suspended/Surface
Mounting location	Ceiling / Wall
Application environment	Indoor
With light source	Yes

Lifespan

Lifespan L70/B50 at 25 °C	70000 h ¹⁾
Lifespan L80/B10 at 25 °C	50000 h ¹⁾
Lifespan L80/B50 at 25 °C	50000 h
Lifespan L90/B10 at 25 °C	34000 h
Number of switching cycles	100000

¹⁾ t[h]: L70 / B50 @ 25 °C (Ta), t[h]: L80 / B10 @ 25 °C (Ta), t[h]: L90 / B10 @ 25 °C (Ta)

Control gear

Output current	490 mA
----------------	--------

Emergency lighting

Wattage in maintained operation mode	58.0 W
--------------------------------------	--------

Certificates & Standards

Standards	CE / CB / ENEC / TÜV SÜD / EAC / RoHS / EPD
Luminaire with limited surface temperature, "D sign"	Yes
Ball shot safe	No
EPD	LEDV-00002-V01.01-EN
Replaceable light source (EPREL)	Not replaceable

Additional product data

Product remark	When used in very cold applications as in cold storage, a special membrane might be required to ensure lifetime
----------------	---










EQUIPMENT / ACCESSORIES








- Stainless steel clamps with safety screws included
- Mounting accessories included (suspension kit, theft protection kit)



Safety advice


- All electrical connections must be made by a qualified person.
- Caution, risk of electric shock.
- Product in protection class I. All electrically conductive, metallic housing parts that can absorb voltage during operation or during maintenance in the event of a fault must be continuously connected to the protective earthing conductor.

DOWNLOAD DATA

	Documents and certificates	Document name
	User instruction / safety instructions	UI Damp Proof IP65
	Legal information	LS Insert DP IP65
	Legal information	LS DAMP PROOF IP65 GY
	Legal information	Informationstext 18 Abs 4 ElektroG
	Declarations of conformity	CE Declaration DP 1200 and DP1500
	Declarations of conformity	DP IP65
	Declarations of conformity UKCA	DP 1500 IP65 GY
	Declarations of conformity UKCA	DP IP65
	Certificates	DP 1500

Photometric and lighting design files		Document name
	IES file (IES)	DP 1500 58W 840 IP65 GY
	LDT file (Eulumdat)	DP 1500 58W 840 IP65 GY
	ULD file (DIALux)	DP 1500 58W 840 IP65
	ROLF file (RELUX)	DP 1500 58W 840
	UGR file (UGR table)	DP 1500 58W 840 IP65 GY
	Light distribution curve type cone	DP 1500 58W 840 IP65 GY
	Light distribution curve type polar	DP 1500 58W 840 IP65 GY

CAD/BIM files		Document name
	BIM Revit 3D	Damp Proof G2
	CAD STEP 3D	DP-Gen2 1500

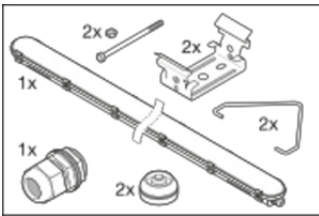
Tender texts		Document name
	Tender documents	DAMP PROOF 1500 58W 840 IP65 GY-EN

LOGISTICAL DATA

Product code	Packaging unit (Pieces/Unit)	Dimensions (length x width x height)	Gross weight	Volume
4058075541245	Folding box 1	1,512 mm x 87 mm x 74 mm	1729.00 g	9.73 dm ³
4058075541252	Shipping box 6	1,532 mm x 191 mm x 245 mm	11605.00 g	71.69 dm ³

The mentioned product code describes the smallest quantity unit which can be ordered. One shipping unit can contain one or more single products. When placing an order, for the quantity please enter single or multiples of a shipping unit.

ADDITIONAL CATALOG INFORMATION



References / Links

– For Guarantee see www.ledvance.com/guarantee

DISCLAIMER

Subject to change without notice. Errors and omission excepted. Always make sure to use the most recent release.